




HOME BREW



The potion brewing game

Components

The box contains 60 basement cards, 30 recipe cards and 6 spell cards as well as this sweet manual.

A rectangular card with a grey stone-tiled background. In the center is a yellow banner with a black border containing the word "Basement".

Basement

A rectangular card with a light blue background featuring a sunburst pattern of radiating lines. In the center is a yellow banner with a black border containing the word "Recipe".

Recipe

A rectangular card with a light orange background featuring a sunburst pattern of radiating lines. In the center is a yellow banner with a black border containing the word "Spell".

Spell

Prologue

You wake up on a rainy Sunday morning in November and feel slightly bummed out about the current state of the world. The only thing that's sure to make you feel better is the smell of a freshly brewed magic potion!

You set out to retrieve all the magic ingredients needed, conveniently stored in the haunted basement of your house. There you find your housemates and the basement in a terrible mess!

How are you ever supposed to find the ingredients required for your family's secret recipe?

Setup

Separate the basement cards from the recipe cards and the spell cards and shuffle the three decks thoroughly.

Draw the same number of basement cards as there are players in the game and place the cards face up, randomly arranged, at the center of the table. The cards have to be placed in accordance with the placement rules for basement cards as specified in the game steps section of this booklet.

Other players may help decide the arrangement of the initial cards.

Setup

Hand out a recipe card to each player and make sure they understand that the card should be kept hidden from the other players.

Experienced players may choose to include spell cards in the game. This is done by handing out a random spell card to each player. The spell cards should be kept hidden from the other players and may be cast as instructed on the back of the card.

Players up for a challenge may choose to allow each player to hold multiple uncompleted recipe cards simultaneously. Allowing a maximum of three cards is a real challenge!

Game objective

Each player's objective is to complete as many recipes as possible through finding the required ingredients in the basement.

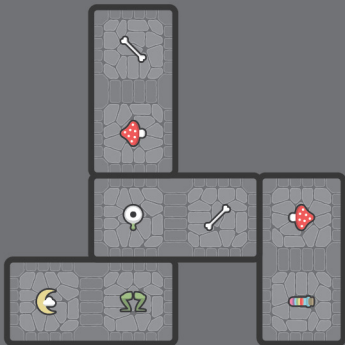


The four ingredients depicted on each recipe card have to be matched along a single line, in the correct order, for the recipe to be completed.

The line may run left to right, right to left, up to down or down to up but may not run diagonally nor have any gaps.

Game objective

The line may begin or end with other ingredients, as long as the four ingredients of the recipe are found in the middle.



Game steps

The player most recently having brewed a magic potion starts the game by drawing a basement card and by placing it, face up, next to one of the other cards already placed on the table.

It is allowed to place the card so that the short edge is placed edge to edge with the short edge of another card.

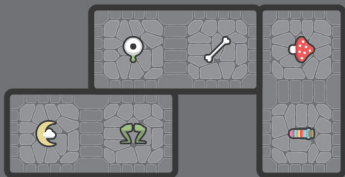
It is allowed to place the card so that the long edge is placed edge to edge with the long edge of another card.

It is allowed to place the card so that the short edge is placed edge to edge with either half of the long edge of another card.

Game steps

It is also allowed to place the card so that half of the long edge is placed along either half of the long edge of another card.

It is not allowed to place the card so that it overlaps another card.



Game steps

If the active player finds all ingredients of their recipe card **and at least one of those ingredients was contributed by the basement card just placed**, the recipe is completed!

It is encouraged, but not required, to chant your trademark magic incantation when completing a recipe. Like "Abracadabra!", "Hocus Pocus!" or "Make America Great Again!".

Completed recipes are revealed to the other players by placing them, face up, in front of the player completing them.

Game steps

The active player points out where they found the ingredients and the other players help validate that the recipe was indeed completed.

Other players may also have their recipes completed during the turn of the active player. They reveal completed recipes in clockwise order in the same way as the active player.

When all players have gotten a chance to reveal completed recipes, the next player in clockwise order becomes the active player.

Game steps

They start their turn by drawing one recipe card if they hold fewer uncompleted recipe cards than maximum allowed (a normal game allows at most one card). If there are no recipe cards left in the deck, this step is skipped.

The new active player draws a basement card in the same way as the starting player and follows the same steps.

The game ends either at the end of the turn where the last basement card is placed or when the recipe cards have run out and all players have completed all of their recipes.

Each completed recipe grants one point and the player with the most points win.

Legend



Dragon Bone



Eye of Newt

Legend



Frog Legs



Moon Shard

Legend



Rainbow Essence



Toadstool

Credits

Game Designer

Joel Ek

Graphic Designer

Joel Ek

Play Testers

Lovisa Bergström

Dag Hansson

Martina Hansson